

# TEXAS CENTER FOR INQUIRY

Fort Worth Museum of Science and History, the Charles A. Dana Center at the University of Texas  
and the Exploratorium's Institute for Inquiry

## APPLICATION COVER SHEET Introduction to Inquiry

New Applicant (has never attended Texas Center for Inquiry programs)

District Name(s) \_\_\_\_\_

Contact (Dr., Ms., Mr.) \_\_\_\_\_

Title \_\_\_\_\_

Work Address \_\_\_\_\_

City \_\_\_\_\_ State \_\_\_\_\_ ZIP \_\_\_\_\_

Work Telephone \_\_\_\_\_ FAX \_\_\_\_\_ E-mail \_\_\_\_\_

New applicants should complete and submit the following:

- 1. Application Cover Sheet
- 2. District Commitment Form
- 3. Demographic Information Form
- 4. Application Questions

An original and one (1) copy of the typed application are due by 5 p.m. March 31, 2008.

MAIL TO:

Cathy Barthelemy


Texas Center for Inquiry

Fort Worth Museum of Science and History

1501 Montgomery St., Fort Worth, TX 76107

Phone: (817) 255-9416 Fax: (817) 255-9307 E-mail: cbarthelemy@fwmslh.org

Application: TCI, 2008



Fort Worth Museum of Science and History,  
the Charles A. Dana Center at the University of Texas and the Exploratorium's Institute for Inquiry

**DEMOGRAPHIC INFORMATION**

A. Name of district or project \_\_\_\_\_

B. Demographics of district(s):

- 1. \_\_\_\_\_ List the grade levels considered "elementary" in your district(s)
- 2. \_\_\_\_\_ List the total number of elementary students
- 3. \_\_\_\_\_ List the total number of elementary campuses
- 4. \_\_\_\_\_ List the total number of middle school students
- 5. \_\_\_\_\_ List the total number of middle school campuses
- 6. \_\_\_\_\_ List the total number of high school students
- 7. \_\_\_\_\_ List the total number of high school campuses

C. Racial/ethnic composition of the students in the district(s) represented by your team:

- \_\_\_\_\_ % Native American Indian
  - \_\_\_\_\_ % Asian or Pacific Islander
  - \_\_\_\_\_ % African American
  - \_\_\_\_\_ % Hispanic
  - \_\_\_\_\_ % White
  - \_\_\_\_\_ % Other
- Total must equal 100%


D. Check one:     Urban     Suburban     Rural

E. If your project includes multiple districts, please list name, location, and approximate size of each district.

---



---



# TEXAS CENTER FOR INQUIRY

Fort Worth Museum of Science and History, the Charles A. Dana Center at the University of Texas  
and the Exploratorium's Institute for Inquiry


## DISTRICT COMMITMENT

If our district or project is selected to participate in the Professional Development Design Institute, we hereby agree to the following:

1. To support our district or project's Professional Development Design Institute team through release time, stipends or salary, and meeting space, allowing them to transfer the knowledge gained in Inquiry Institute programming through district-wide presentations, professional development workshops, etc.
2. To provide 100% of registration fees and travel expenses (including lodging and meals) for participants.

District Superintendent \_\_\_\_\_ Date \_\_\_\_\_

District Contact \_\_\_\_\_ Date \_\_\_\_\_



# TEXAS CENTER FOR INQUIRY

Fort Worth Museum of Science and History, the Charles A. Dana Center at the University of Texas  
and the Exploratorium's Institute for Inquiry

## WRITTEN APPLICATION QUESTIONS

**For New Districts Only:** Those who have never attended Texas Center for Inquiry programs should complete these questions on a separate page not to exceed 2 pages, double-spaced.

- (1) Provide a brief description of your district including demographics and professional development infrastructure for K-12. You should include relevant staff members, their titles, and their roles in the development and implementation of professional development.
- (2) How will your district's affiliation with the Texas Center for Inquiry support your district's science education plan?